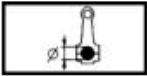

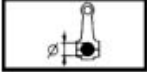
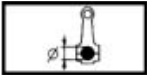



156 CONNECTING ROD ASSEMBLY

Big end diameter (mm)		Validity		
53.883 ÷ 53.923		1.9 JTD 8v		
Big end diameter (mm)		Validity		
53.897 ÷ 53.909		2.4 JTD 20v		
Big end diameter (mm)			Validity	
Category B	Category C	Classe A		
40.914 ÷ 40.934	40.908 ÷ 40.928	40.920 ÷ 40.940	1.6 TS	
Maximum difference in weight between connecting rods (g.)		Validity		
± 5		1.8 TS 2.0 JTS [d] 3.2 V6 1.6 TS		
Big end diameter (mm)		Validity		
53.897 - 53.909		1.8 TS		
Big end diameter (mm)		Validity		
53.897 - 53.909		[d]		
Big end diameter (mm)		Validity		
53.883 ÷ 53.923		2.4 JTD 10v		
Big end diameter (mm)		Validity		
55.511 - 55.524		2.5 V6		
Big end diameter (mm)		Validity		
53.897 - 53.909		1.9 JTD 16v		
Connecting rod weight difference (g)		Validity		
± 2.5		1.9 JTD 8v 2.4 JTD 10v		

Connecting rod weight difference (g.)	Validity	
± 2.5	1.9 JTD 16v	